

TRAVIS COUNTY ESD #3 BOARD MEETING

TABLE OF CONTENTS

March 22, 2021

1. Agenda	page 1
2. Minutes from February 22, 2021	pages 2 - 3
3. Treasurer's Report	pages 4 - 13
4. Payments over \$2,000	page 14
5. Interlocal Agreement for Rehab Vehicle	pages 15 - 23
6. Sales Tax Statistics	pages 24 - 33
7. Chief's Monthly Status Report	pages 34 - 36

NOTICE IS HEREBY GIVEN that the Board of Emergency Services Commissioners of Travis County Emergency Services District No. 3 (TCESD3) will hold a regular meeting at 7:00 p.m. on Monday, March 22, 2021. On March 16, 2020, in accordance with Texas Government Code § 418.016, Governor Abbott suspended various provisions of the Open Meetings Act that require government officials and members of the public to be physically present at a specified meeting location due to the COVID-19 virus. Pursuant to that suspension, members of the public will not be allowed to attend this regular meeting in person.

The **public** may view this regular meeting while in progress online at the following web address:

<https://us02web.zoom.us/j/81501837394?pwd=Yy9WbzJkOHItnMwSTdDaW5kWHpzUT09>

An electronic copy of the agenda and its published contents can be found at:

<http://www.oakhillfire.org/esddocs/Meetings/ESD Board Package 20210322.pdf>

Please note that members of the **public** who wish to communicate to the Commissioners during the "Public Comments" item (#3) on the agenda may do so by selecting the "Raise Hand" icon on their screen and standby for acknowledgement.

The subject of and matters to be considered at said meeting include, among other business, the following:

1. Call to order.
2. Proof of quorum.
3. **Comments from the Public:** Receive comments from visitors and a response once acknowledged.
4. Review and approve the minutes of the February 22, 2021 regular meeting of the District.
5. Review and approval of the Treasurers' monthly report for February 2021.
6. Approve payments over \$2,000 from February 18 to March 18, 2021.
7. Approve Financial AUDIT ending Sept. 30, 2020 Presentation by Maxwell Locke – Jimmy Romell.
8. Approve Interlocal agreement with Travis County ESD No. 6 for access to rehab support unit during significant incidents.
9. Review Sales Tax Statistics
10. Review of Chief's Monthly Status Reports
 1. Significant incident runs;
 2. Statistics;
 3. Special Project Updates
11. Other Business:
 1. Report on any ESDCC activities. Announcement of the next ESDCC meeting dates.
 2. Commissioner Announcements (no action will be taken on any such announcements).
12. Announcement of future meeting dates of the Board of ESD 03 Commissioners.
13. Adjourn.

By: _____ Herb Holloway, Business Manager

NOTE: The Board of Emergency Services Commissioners reserves the right to adjourn into Closed Meeting at any time during the course of this meeting to discuss any of the agenda items listed above as authorized by Texas Government Code, Section 551.071 (Consultation with Attorney), 551.072 (Deliberations about Real Property), 551.073 (Deliberations about Gifts and Donations), 551.074 (Personnel Matters), and 551.076 (Deliberations about Security Devices) or other applicable law. Each person, organization or group wishing to address the Board will be allowed a maximum of three (3) minutes to speak on items on the agenda or other business of the District. The speaker will give his/her name, address, organizational affiliation, if any, and indicate the subject he/she intends to address. The Board welcomes citizen comment on any issue, but the Open Meetings Act prohibits any board action on issues not posted on the agenda. The District reserves the right to terminate any presentation by a speaker if it is disruptive of the good conduct of the meeting, or is in violation of law.

The undersigned affirms and states that he posted or caused to be posted a true and correct copy of the foregoing notice at a place convenient to the public at the Travis County ESD3 Administrative Office, 4111 Barton Creek Boulevard, Travis County, Texas, a location within said Travis County Emergency Services District Number 3 at _____ .M. on March 19, 2021

By: _____ Herb Holloway, Business Manager

Minutes of Travis County Emergency Services District #3

February 22, 2021

Attached to and incorporated into these minutes is a copy of the official agenda for the February 22, 2021 meeting. The meeting was held electronically via a ZOOM connection and not in person, due to the COVID pandemic.

Under Agenda Items 1 & 2: Commissioner Vice-President John Villanacci called the Travis County Emergency Services District #3 (TCESD# 3, the District) Board of Commissioners' regular meeting to order at 7:00 p.m. via a ZOOM connection. A quorum was established with Commissioners Carroll Knight, David Detwiler and Matt Escobedo present.

Fire department personnel present at the meeting included: Chief Wittig, Business Manager Holloway, Battalion Chief Robert Hartigan, Battalion Chief Torres and Firefighter Ramsdell.

Under Agenda Item 3: There were no Visitors comments.

Under Agenda Item 4: Commissioner Knight moved to approve the January 25, 2021 regular meeting minutes. Commissioner Escobedo seconded the motion, which carried unanimously.

Under Agenda Item 5: The January Treasurers monthly reports were reviewed. Commissioner Knight moved to approve. Commissioner Detwiler seconded the motion, which carried unanimously.

Under Agenda Item 6: Checks and distributions over \$2,000 were reviewed for the period of January 21st to February 18, 2021. Commissioner Escobedo moved to approve. Commissioner Detwiler seconded the motion, which carried unanimously.

Under Agenda Item 7: The Investment Policy and Management Practices adopted on February 25, 2019 was reaffirmed by the Board. Commissioner Knight moved to approve and reaffirm Investment Policy. Commissioner Escobedo seconded the motion, which carried unanimously.

Under Agenda Item 8: There was NO Sales Tax Status Report for January.

Under Agenda Item 9: There was NO Monthly Status Report for January.

Under Agenda Item 10: There was NO ESDCC Report.

Under Agenda Item 11: It was announced that the next REGULAR Board meetings of TCESD#3 would be held March 22, April 26 and May 24, 2021 at Station 302.

Under Agenda Item 12: Meeting was adjourned at 8:25 p.m.

NOTICE IS HEREBY GIVEN that the Board of Emergency Services Commissioners of Travis County Emergency Services District No. 3 (TCESD3) will hold a regular meeting at 7:00 p.m. on Monday, February 22, 2021. On March 16, 2020, in accordance with Texas Government Code § 418.016, Governor Abbott suspended various provisions of the Open Meetings Act that require government officials and members of the public to be physically present at a specified meeting location due to the COVID-19 virus. Pursuant to that suspension, members of the public will not be allowed to attend this regular meeting in person.

The **public** may view this regular meeting while in progress online at the following web address:

<https://us02web.zoom.us/j/81501837394?pwd=Yy9WbzJkOHItnMwSTdDaW5kWHpzUT09>

An electronic copy of the agenda and its published contents can be found at:

<http://www.oakhillfire.org/esddocs/Meetings/ESD Board Package 20210222.pdf>

Please note that members of the **public** who wish to communicate to the Commissioners during the "Public Comments" item (#3) on the agenda may do so by selecting the "Raise Hand" icon on their screen and standby for acknowledgement.

The subject of and matters to be considered at said meeting include, among other business, the following:

1. Call to order.
2. Proof of quorum.
3. **Comments from the Public:** Receive comments from visitors and a response once acknowledged.
4. Review and approve the minutes of the January 25, 2021 regular meeting of the District.
5. Review and approval of the Treasurers' monthly report for January 2021.
6. Approve payments over \$2,000 from January 21 to February 18, 2021.
7. Reaffirm the Investment Policies and Management Practices of TCESD#3 adopted on February 25, 2019.
8. Review Sales Tax Statistics
9. Review of Chief's Monthly Status Reports
 1. Significant incident runs;
 2. Statistics;
 3. Special Project Updates
10. Other Business:
 1. Report on any ESDCC activities. Announcement of the next ESDCC meeting dates.
 2. Commissioner Announcements (no action will be taken on any such announcements).
11. Announcement of future meeting dates of the Board of ESD 03 Commissioners.
12. Adjourn.

By: _____ Herb Holloway, Business Manager

NOTE: The Board of Emergency Services Commissioners reserves the right to adjourn into Closed Meeting at any time during the course of this meeting to discuss any of the agenda items listed above as authorized by Texas Government Code, Section 551.071 (Consultation with Attorney), 551.072 (Deliberations about Real Property), 551.073 (Deliberations about Gifts and Donations), 551.074 (Personnel Matters), and 551.076 (Deliberations about Security Devices) or other applicable law. Each person, organization or group wishing to address the Board will be allowed a maximum of three (3) minutes to speak on items on the agenda or other business of the District. The speaker will give his/her name, address, organizational affiliation, if any, and indicate the subject he/she intends to address. The Board welcomes citizen comment on any issue, but the Open Meetings Act prohibits any board action on issues not posted on the agenda. The District reserves the right to terminate any presentation by a speaker if it is disruptive of the good conduct of the meeting, or is in violation of law.

The undersigned affirms and states that he posted or caused to be posted a true and correct copy of the foregoing notice at a place convenient to the public at the Travis County ESD3 Administrative Office, 4111 Barton Creek Boulevard, Travis County, Texas, a location within said Travis County Emergency Services District Number 3 at _____ .M. on February 19, 2021

By: _____ Herb Holloway, Business Manager

Travis County ESD#3
Balance Sheet Prev Year Comparison

As of February 28, 2021

	Feb 28, 21	Feb 29, 20	\$ Change
ASSETS			
Current Assets			
Checking/Savings			
110 - WF ADVISORS - Cash Sweep	820,606.58	300,969.64	519,636.94
100 WF Money Market 8960	3,837,274.18	4,575,605.39	-738,331.21
102 WF Checking Plus 8760	-131,685.56	147,619.05	-279,304.61
103 WF RESERVE Savings 7928	792,904.41	792,643.99	260.42
104 WF General CDs	735,007.00	1,470,007.00	-735,000.00
105 WF RESERVE CDs	735,000.00	490,000.00	245,000.00
107 WF 2005 & 2013 Bond Debt	339,165.25	11,854.50	327,310.75
108 TexPool Investment 001	2,913,378.04	2,906,185.42	7,192.62
109 TexPool RESERVE 002	601,300.91	599,816.46	1,484.45
115 Petty Cash	145.00	145.00	0.00
Total Checking/Savings	10,643,095.81	11,294,846.45	-651,750.64
Accounts Receivable			
125 Accounts Receivable	33,331.20	27,802.67	5,528.53
Total Accounts Receivable	33,331.20	27,802.67	5,528.53
Other Current Assets			
Due from Gen. Fund to Debt Serv	-507.00	-507.00	0.00
123 - Sales Tax Receivable	664,368.40	622,987.43	41,380.97
1021 Texas Compt. Reserve Acct	8,233.37	7,901.54	331.83
120 A/R Property Taxes 1yr +	57,673.33	61,045.69	-3,372.36
121 Allowance for Doubtful A/Cs	-9,157.00	-9,157.00	0.00
131 - Prepaid Expenses	198,718.63	0.00	198,718.63
Total Other Current Assets	919,329.73	682,270.66	237,059.07
Total Current Assets	11,595,756.74	12,004,919.78	-409,163.04
Fixed Assets			
Land and Land Improvements	1,350,661.00	1,350,661.00	0.00
Fire Trucks and Vehicles	2,933,732.47	2,874,056.93	59,675.54
Office and Other Equipment	508,223.79	478,420.24	29,803.55
Buildings	6,176,520.97	6,095,079.56	81,441.41
Accumulated Depreciation	-4,631,428.31	-4,315,342.53	-316,085.78
Total Fixed Assets	6,337,709.92	6,482,875.20	-145,165.28
TOTAL ASSETS	17,933,466.66	18,487,794.98	-554,328.32

Travis County ESD#3
Balance Sheet Prev Year Comparison
As of February 28, 2021

	Feb 28, 21	Feb 29, 20	\$ Change
LIABILITIES & EQUITY			
Liabilities			
Current Liabilities			
Other Current Liabilities			
Accounts Payable - Audit	152,752.02	0.00	152,752.02
Due to Debt Serv. from Gen. Fun	-507.00	-507.00	0.00
200 Deferred Revenue - Prop Tax	51,889.03	51,889.03	0.00
260 Accrued salaries payable	156,518.78	0.00	156,518.78
Total Other Current Liabilities	360,652.83	51,382.03	309,270.80
Total Current Liabilities	360,652.83	51,382.03	309,270.80
Long Term Liabilities			
Accrued Vacation Payable	297,604.00	282,529.00	15,075.00
2013 Limited Bonds	1,130,000.00	1,435,000.00	-305,000.00
Total Long Term Liabilities	1,427,604.00	1,717,529.00	-289,925.00
Total Liabilities	1,788,256.83	1,768,911.03	19,345.80
Equity			
Investment in Fixed Assets	5,639,777.88	5,148,550.41	491,227.47
Fund Balance - Debt Serv. Fund	10,218.00	10,218.00	0.00
Fund Balance - Unassigned	4,177,599.39	4,139,590.78	38,008.61
Fund Balance - Assigned	5,914,759.11	4,989,018.49	925,740.62
Net Revenue	402,855.45	2,431,506.27	-2,028,650.82
Total Equity	16,145,209.83	16,718,883.95	-573,674.12
TOTAL LIABILITIES & EQUITY	17,933,466.66	18,487,794.98	-554,328.32

TCESD # 3 Certificate of Deposit Details

RESERVE SAVINGS CD's

#		Bought	Mature
YRC1	\$245,000.00	11/30/20	5/31/21
9PY9	\$245,000.00	11/30/20	6/2/21
9QJ7	\$245,000.00	11/30/20	1 yr

\$735,000.00

Yearly Return

YRC1	1st Nat of Amer
9PY9	BankUnited
9QJ7	Cathay Bank

GENERAL SAVINGS CD's

#		Bought	Mature
MPK3	\$245,007.00	2/5/20	2yr
AJM4	\$245,000.00	2/7/20	1.5yr
MX90	\$245,000.00	3/10/21	1yr
REQ0	\$245,000.00	3/4/21	1yr
SKA8	\$245,000.00	2/14/20	1.25yr

\$1,225,007.00

Yearly Return

MPK3	Goldman Sachs
AJM4	BMW Bank
MX90	Mizuho Bank
REQ0	Safra Bank
SKA8	Pinnacle Bank

\$12,005

Total Debt Repayment Schedule															
Date	Firetrucks and Tower			Series 2003			Series 2005			Series 2013			TOTAL		
	Principal	Interest	Total	Principal	Interest	Total	Principal	Interest	Total	Principal	Interest	Total	Principal	Interest	Total
3/1/2013															
3/2/2013	75,858	15,124	90,983												
7/17/2013	24,672	15,244	39,917												
9/1/2013	165,000	3,011	168,011	65,000	4,100	69,100	50,000	38,975	88,975	280,000	46,086	326,086			474,058
3/1/2014					2,800	2,800		38,475	38,475		41,275	41,275			
7/17/2014	25,477	14,440	39,917							25,477	14,440	39,917			
3/2/2014	79,385	11,597	90,983							79,385	11,597	90,983			
9/1/2014				70,000	2,800	72,800	195,000	38,475	233,475	265,000	41,275	306,275			478,450
3/1/2015					1,400	1,400					36,525	36,525			
3/2/2015	83,077	7,905	90,983							83,077	7,905	90,983			
7/17/2015	26,307	13,610	39,917							26,307	13,610	39,917			
9/1/2015				70,000	1,400	71,400	200,000	36,525	236,525	270,000	37,925	307,925			476,750
3/1/2016											34,525	34,525			
3/2/2016	86,940	4,042	90,983							86,940	4,042	90,983			
6/1/2016	391,799	11,353	403,152							391,799	11,353	403,152			
9/1/2016				280,000						280,000					843,185
3/1/2017											31,725	31,725			
9/1/2017				280,000						280,000					343,450
3/1/2018											28,925	28,925			
9/1/2018				290,000						290,000					347,850
3/1/2019											26,025	26,025			
9/1/2019				300,000						300,000					352,050
3/1/2020											21,525	21,525			
9/1/2020				305,000						305,000					348,050
3/1/2021											16,950	16,950			
9/1/2021				310,000						310,000					343,900
3/1/2022											12,300	12,300			
9/1/2022				320,000						320,000					344,600
3/1/2023											7,500	7,500			
9/1/2023				335,000						335,000					350,000
3/1/2024											2,475	2,475			
9/1/2024				85,000						85,000					89,950
3/1/2025											1,200	1,200			
9/1/2025				80,000						80,000					82,400
TOTAL	793,515	93,315	886,835	\$ 165,000	\$ 6,023	\$ 171,023	\$ 205,000	\$ 16,600	\$ 221,600	\$ 3,030,000	\$ 565,235	\$ 3,595,235	\$ 4,193,515	\$ 681,173	\$ 4,874,693

Travis County ESD#3
Revenue & Expense Prev Year Comparison
 February 2021

	Feb 21	Feb 20	\$ Change
Revenue and Expense			
Revenue			
407 INTEREST	17,111.28	9,849.46	7,261.82
410 PROPERTY TAX	764,670.08	406,920.25	357,749.83
415 SALES TAX ALLOCATION	387,082.30	370,151.92	16,930.38
435 FACILITY RENTAL	0.00	354.75	-354.75
470 FIRE ACADEMY FEES	0.00	-6,582.96	6,582.96
471 EMT SCHOOL FEES	0.00	-112.23	112.23
490 WORKERS' COMP RECEIPTS	0.00	3,182.88	-3,182.88
493 REIMBURSEMENTS	0.00	3,645.25	-3,645.25
Total Revenue	1,168,863.66	787,409.32	381,454.34
Expense			
500 COST OF REVENUE ACQUISITION	7,741.65	8,403.04	-661.39
600 EMERGENCY RESPONSE	28,830.32	37,646.34	-8,816.02
630 CONTINUED EDUCATION	11,501.25	3,184.92	8,316.33
640 HUMAN RESOURCES	310,609.13	316,740.63	-6,131.50
650 ADMINISTRATION	324,341.04	9,534.32	314,806.72
670 PREVENTION/PUBLIC EDUCATION	-902.27	6,590.49	-7,492.76
Total Expense	682,121.12	382,099.74	300,021.38
Net Revenue	486,742.54	405,309.58	81,432.96

Travis County ESD#3
Revenue & Expense Prev Year Comparison
 October 2020 through February 2021

	Oct '20 - Feb 21	Oct '19 - Feb 20	\$ Change
Revenue and Expense			
Revenue			
407 INTEREST	20,424.83	36,167.21	-15,742.38
410 PROPERTY TAX	2,782,313.82	2,695,861.27	86,452.55
415 SALES TAX ALLOCATION	1,764,946.49	1,646,688.77	118,257.72
435 FACILITY RENTAL	0.00	34,164.75	-34,164.75
450 BILLING	906.92	90.50	816.42
470 FIRE ACADEMY FEES	52,047.37	61,041.94	-8,994.57
471 EMT SCHOOL FEES	4,151.10	8,558.31	-4,407.21
480 DONATIONS	3,000.00	3,040.00	-40.00
485 MISCELLANEOUS	27,913.04	0.00	27,913.04
490 WORKERS' COMP RECEIPTS	6,388.00	9,044.02	-2,656.02
493 REIMBURSEMENTS	11,112.21	3,645.25	7,466.96
Total Revenue	4,673,203.78	4,498,302.02	174,901.76
Expense			
500 COST OF REVENUE ACQUISITION	53,515.82	40,963.82	12,552.00
600 EMERGENCY RESPONSE	1,554,051.44	136,696.59	1,417,354.85
630 CONTINUED EDUCATION	34,193.69	41,215.86	-7,022.17
640 HUMAN RESOURCES	1,849,831.95	1,674,208.51	175,623.44
650 ADMINISTRATION	775,232.10	163,633.55	611,598.55
670 PREVENTION/PUBLIC EDUCATION	3,523.33	10,077.42	-6,554.09
Total Expense	4,270,348.33	2,066,795.75	2,203,552.58
Net Revenue	402,855.45	2,431,506.27	-2,028,650.82

Rev-Exp Budget for the YEAR vs. Actual

October 2020 through February 2021

	Oct '20 - Feb 21	Budget	\$ Over Budget
Revenue and Expense			
Revenue			
407 INTEREST	20,425	33,330	-12,905
410 PROPERTY TAX	2,782,314	2,767,058	15,256
415 SALES TAX ALLOCATION	1,764,946	1,291,270	473,676
435 FACILITY RENTAL	0	37,500	-37,500
450 BILLING	907	0	907
470 FIRE ACADEMY FEES	52,047	59,938	-7,891
471 EMT SCHOOL FEES	4,151	0	4,151
480 DONATIONS	3,000	2,000	1,000
485 MISCELLANEOUS	27,913	0	27,913
490 WORKERS' COMP RECEIPTS	6,388	0	6,388
493 REIMBURSEMENTS	11,112	0	11,112
Total Revenue	4,673,203	4,191,096	482,107
Expense			
500 COST OF REVENUE ACQUISITION	53,516	36,105	17,411
600 EMERGENCY RESPONSE	1,554,051	1,546,729	7,322
630 CONTINUED EDUCATION	34,194	122,645	-88,451
640 HUMAN RESOURCES	1,849,832	1,821,905	27,927
650 ADMINISTRATION	775,232	838,121	-62,889
670 PREVENTION/PUBLIC EDUCATION	3,523	0	3,523
685 MACKEY FIELD	0	0	0
Total Expense	4,270,348	4,365,505	-95,157
Net Revenue	402,855	-174,409	577,264

Travis County ESD#3
Profit & Loss
 October 2020 through February 2021

Oct '20 - Feb 21

Revenue and Expense

Revenue

407 INTEREST	20,424.83
410 PROPERTY TAX	
4101 Prop Tax Current	2,773,622.54
4102 Prop Tax Prior	8,691.28
Total 410 PROPERTY TAX	2,782,313.82
415 SALES TAX ALLOCATION	1,764,946.49
450 BILLING	906.92
470 FIRE ACADEMY FEES	52,047.37
471 EMT SCHOOL FEES	
4735 - EMT Academy 24	4,151.10
Total 471 EMT SCHOOL FEES	4,151.10
480 DONATIONS	
General Donations	3,000.00
Total 480 DONATIONS	3,000.00
485 MISCELLANEOUS	27,913.04
490 WORKERS' COMP RECEIPTS	6,388.00
493 REIMBURSEMENTS	
4934 TIFMAS	11,112.21
Total 493 REIMBURSEMENTS	11,112.21
Total Revenue	4,673,203.78

Expense

500 COST OF REVENUE ACQUISITION	
501 Prop Tax Coll & Val fees	14,216.88
502 Sales Tax Collection Costs	32,137.43
500 COST OF REVENUE ACQUISITION - Other	7,161.51
Total 500 COST OF REVENUE ACQUISITION	53,515.82
600 EMERGENCY RESPONSE	
601 Apparatus	1,412,212.52
602 Pagers	48.00
603 Dispatch & Communications	33,868.42
604 Fuel	4,890.75
605 SCBA Maintenance	14,424.45
606 Vehicle Maint & Repairs	24,549.76
608 Vehicle Supplies	40,788.37
609 Uniforms & Protective Gear	4,037.08
611 Supplies - EMS	3,836.09
613 Auto Insurance	15,396.00
Total 600 EMERGENCY RESPONSE	1,554,051.44

Travis County ESD#3
Profit & Loss
 October 2020 through February 2021

Oct '20 - Feb 21

630 CONTINUED EDUCATION	
631 Training - EMS	2,389.05
632 Training - Fire & Rescue	13,467.68
633 Seminars & Conferences	80.00
634 Fire Academy	10,937.09
635 EMT Certification School	
635 / 11 EMT-B Cert	1,852.25
635 EMT Certification School - Other	5,467.62
Total 635 EMT Certification School	<u>7,319.87</u>
Total 630 CONTINUED EDUCATION	<u>34,193.69</u>
640 HUMAN RESOURCES	
641 Benefits & Payroll Tax	449,678.78
642 Payroll	1,396,462.80
643 Volunteer & Emp Recognition	96.69
644 Certifications	3,593.68
Total 640 HUMAN RESOURCES	<u>1,849,831.95</u>
650 ADMINISTRATION	
668 - Building Expansion-Improvement	676,526.23
651 Building Maint.	23,302.53
652 Office Supplies	871.59
653 Station Supplies	3,295.47
654 Bank Fees	1,864.58
655 Dues & Subscriptions	619.98
656 Information Technology	15,436.38
657 Postage & Handling	449.57
658 Property & Liability Insura	19,476.00
659 Professional Services	1,145.00
660 Public Notices/Articles	528.00
661 Telephone	1,855.99
662 Utilities	18,637.23
666 Contract Services	11,223.55
Total 650 ADMINISTRATION	<u>775,232.10</u>
670 PREVENTION/PUBLIC EDUCATION	
672 Public Education	3,523.33
Total 670 PREVENTION/PUBLIC EDUCATION	<u>3,523.33</u>
Total Expense	<u>4,270,348.33</u>
Net Revenue	<u><u>402,855.45</u></u>

**TRAVIS COUNTY ESD #3
PROPERTY TAX REVENUE COLLECTION COMPARISON**

	FISCAL YEAR ENDING				Compared to prior year	
	2020		2021		Month \$	
	For all prior to 2019 taxes	For Prior 2020	For all prior to 2019 taxes	For Current 2020-2021		
OCT	537	6414	327	1733	-\$4,681	-73%
NOV	2709	120590	209	34489	-\$86,101	-71%
DEC	802	1187649	2414	1050426	-\$137,223	-12%
JAN	1342	1195296	1835	1309780	\$114,484	10%
FEB	504	200800	3569	384411	\$183,611	91%
MAR	677	29057			-\$29,057	-100%
APR	326	9006			-\$9,006	-100%
MAY	-8	15274			-\$15,274	-100%
JUN	71	10158			-\$10,158	-100%
JUL	16	10912			-\$10,912	-100%
AUG	26	496			-\$496	-100%
SEPT	229	3243			-\$3,243	-100%
YEAR	7231	2788895	8354	2780839	\$ (8,056)	
	\$	2,796,126	\$	2,789,193		
				2020-21 Tax Levy	\$2,905,974	

NET CERTIFIED TAXABLE PROPERTY VALUE UPDATES FROM TCAD

Rec'd	FISCAL YEAR ENDING				Inc/(Dec) from	
	2020		2021		Prior Year \$	Prior Year %
	2,018	2,019	2019	2020		
OCT	\$3,279,301,616	\$3,511,059,678	\$3,504,957,784	\$3,677,674,279	\$172,716,495	5%
NOV	\$3,279,301,616	\$3,511,059,678	\$3,504,932,084	\$3,642,730,490	\$137,798,406	4%
DEC	\$3,278,868,431	\$3,510,265,810	\$3,504,709,909	\$3,642,227,358	\$137,517,449	4%
JAN	\$3,278,868,431	\$3,508,671,588	\$3,504,707,210	\$3,640,341,318	\$135,634,108	4%
FEB	\$3,278,868,431	\$3,507,888,430	\$3,502,332,421	\$3,639,896,787	\$137,564,366	4%
MAR	\$3,507,006,601	\$3,617,849,388			\$0	0%
APR	\$3,278,814,181	\$3,506,665,640			\$0	0%
MAY	\$3,278,814,181	\$3,506,354,376			\$0	0%
JUN	\$3,278,202,948	\$3,506,162,885			\$0	0%
JUL	\$3,278,166,368	\$3,505,364,687			\$0	0%
AUG	\$3,278,236,478	\$3,505,423,273			\$0	0%
SEPT	\$3,504,957,784	\$3,677,674,279			\$0	0%

2018-2019 Tax Levy on 6,028 Parcels is \$3,281,236,467 at a tax rate of .0975

2019-2020 Tax Levy on 6,025 Parcels is \$3,504,957,784 at a tax rate of .0800

2020-2021 Tax Levy on 6,069 Parcels is \$3,677,674,279 at a tax rate of .0790

Checks over \$2,000 for the period of January 21st to February 18, 2021

<u>Date</u>	<u>Num</u>	<u>Name</u>	<u>Memo</u>	<u>Amount</u>
2/25/2021	draft	Paychex	Employee 457 Contribution	\$12,848.19
2/25/2021	draft	Paychex	Employer 401 Matching	\$15,646.36
2/25/2021	draft	Paychex	Net Payroll	\$78,010.76
2/25/2021	draft	Paychex	Employment Taxes	\$29,519.48
3/1/2021	transfer	Wells Fargo Money Market	To transfer funds for March costs	\$550,000.00
3/1/2021	draft	Wells Fargo Corporation	Interest on Bond Debt	\$16,950.00
3/1/2021	16996	City of Austin Utilities	Water Service	\$2,103.67
3/1/2021	17020	VFIS of Texas	Auto Insurance	\$11,057.20
3/1/2021	draft	COSTCO - VISA Card	numerous charges	\$3,991.42
3/9/2021	draft	Paychex	Employee 457 Contribution	\$12,161.96
3/9/2021	draft	Paychex	Employer 401 Matching	\$14,758.14
3/9/2021	draft	Paychex	Net Payroll	\$75,943.38
3/9/2021	draft	Paychex	Employment Taxes	\$28,182.08
3/17/2021	17026	Texas Association of Counties	Health Insurance	\$38,695.06
3/17/2021	17039	PEC	Electrical Service	\$2,279.47
3/17/2021	17045	The Hartford	Accident Insurance	\$4,159.39
3/17/2021	17046	Travis Central Appraisal Dist.	Appraisal Fees	\$2,867.85
3/18/2021	17050	Maxwell Locke & Ritter	2020 Audit Fee	\$16,000.00

**INTERLOCAL AGREEMENT
FOR PROVISION OF INCIDENT REHABILITATION SERVICES**

STATE OF TEXAS §
 §
COUNTY OF TRAVIS §

This Interlocal Agreement for Fire Prevention and Mitigation Services (“**Agreement**”) made and entered into by Travis County Emergency Services District No. 6 (“**District 6**”), Travis County Emergency Services District No. 9 (“**District 9**”), and such other emergency services districts as are signatories to this Agreement, including but not limited to Travis County Emergency Services District Nos. 3, 8, and 10, each acting by and through its duly elected or appointed officials (all those executing this Agreement from time to time are collectively referred to as the “**Parties**” and individually as a “**Party**,” whether or not capitalized).

WITNESSETH:

WHEREAS, District 6 owns and maintains one or more incident rehabilitation vehicles (each a “**Vehicle**”), each Vehicle comprising a bus or similar sized vehicle converted for use by fire fighters and emergency responders, on-site or in the vicinity of emergency response operation, for sustenance and recovery, and a vehicle equipped with breathing air, self-contained breathing apparatus (SCBA) cylinders, and emergency scene lighting;

WHEREAS, each of the parties desires to share in the use of the Vehicle(s) for their emergency response operations, and to share in cost of the Vehicle(s) on the terms set forth herein;

WHEREAS, the parties have determined it is in the best interest of the public and of the emergency responders of each of the parties to this Agreement to cooperate in the provision of one or more Vehicle(s) for emergency operations; and

WHEREAS, the parties intend to conform this Agreement in all respects with Texas Government Code Chapter 791, more commonly known as “The Interlocal Cooperation Act” and acknowledge the Agreement is for a public purpose.

NOW, THEREFORE, it is mutually agreed as follows:

SECTION I

TERM OF AGREEMENT

1.1 The initial term of this Agreement commences as to each party on the date when the authorized signers for District 6 and such party have both signed this Agreement and shall continue in full force and effect until the following 30th day of September following the date of execution by such party. Thereafter, subject to the provisions of this Agreement regarding termination, this Agreement shall automatically be renewed as to each such party on October 1st of each successive year for a one-year term unless the party provides 90 days written notice to all other parties of an election not to renew, subject to applicable law, including appropriation of sufficient funds by the Parties.

SECTION II

PURCHASE OF VEHICLE(S)/SUPPLIES

2.1 District 6 shall maintain one or more Vehicles, in consultation with the other parties to this Agreement, for use as an incident rehabilitation vehicle. For the avoidance of doubt, District 6 shall not be obligated to purchase any particular Vehicle, to arrange for any particular features or specifications of a Vehicle, to expend any minimum amount of funds, or to arrange for delivery of a Vehicle by a specific date. Instead, District 6 shall in good faith consult with the other parties regarding the features to be included in the Vehicle to be purchased, and shall use reasonable efforts to arrange for the purchase of a suitable Vehicle for an amount budgeted by the Board of Commissioners of District 6, in its discretion.

2.2 The parties shall agree on the equipment, supplies, consumables, and other goods to be stocked in a Vehicle. District 6 shall ensure that a Vehicle(s) is re-stocked after each use. The parties contemplate that a Vehicle will be stocked with water, light snacks, and will include an air cylinder exchange for breathing air. One Vehicle will be equipped with cooling and heating systems and one or more restrooms with customary supplies.

2.3 District 6 shall maintain insurance coverage for a Vehicle commensurate with the insurance coverage provided for other vehicles and apparatus owned by District 6. Each party shall arrange and

maintain Business Automobile Liability Insurance, or other appropriate insurance, on all owned, non-owned or hired vehicular equipment of at least \$1,000,000 combined single limit (CSL) per occurrence for bodily injury and property damage covering the operation of the Vehicle by the party's employees before undertaking to operate a Vehicle on the terms provided in this Agreement.

SECTION III

CURRENT FUNDS & PAYMENTS

3.1 During the initial and each renewal term of this Agreement, each party shall pay to District 6 the amount of \$1,000.00. Such amount shall be payable not later than October 31st of each renewal year. The amount payable for the initial term shall be prorated from the date District 6 provides written notice to the party that a Vehicle is available for use pursuant to this Agreement, and shall be payable 30 days following such written notice. Amounts paid are not refundable, whether wholly or partially, in any circumstance, including a termination of this Agreement by a party.

3.2 Funding from the parties for the performance of this Agreement will be provided from current revenues available to the parties. Each of the parties assures the other(s) that funds are available (and unless notice is otherwise provided, will continue to be available) to pay for the party's obligations under the terms of this Agreement.

SECTION IV

SCHEDULING USE/SHARING RESPONSIBILITIES

4.1 The parties shall periodically meet and negotiate the procedures for scheduling the use of a Vehicle, which may include regular schedules of availability, prioritizing competing requests for use, and all other aspects of the shared use of a Vehicle. ESD 6 shall provide training to agents of the other parties in the use and operation of a Vehicle, and shall provide staffing for operation of a Vehicle, subject to other emergency response and coverage needs of District 6 which may prevent assignment of staff to a Vehicle, as determined in the discretion of the command staff of District 6. Agreed procedures for staffing a Vehicle may include regular schedules of staffing by each party on a shared or rotating basis. Whenever a party's employee(s) are assigned to operate a Vehicle, each of

such employee(s) shall exclusively be an employee of the assigning party for all purposes, including the payment of wages and salaries, insurance coverage, and all other responsibilities and benefits of employment with regard to such employee(s). No employee of a party shall be assigned to operate a Vehicle until such employee has been trained and approved in writing by District 6. Each party is responsible to ensure that its authorized agents use and operate a Vehicle in compliance with all applicable law, including but not limited to law regarding licensure and operation of motor vehicles on public roadways.

4.2 In the absence of agreed policies or scheduling protocols to the contrary, District 6 shall provide all staffing during use of a Vehicle, subject to other emergency response and coverage needs of District 6 which may prevent assignment of staff to a Vehicle, as determined in the discretion of the command staff of District 6.

SECTION V
NO WARRANTIES

5.1 District 6 shall provide for maintenance of each Vehicle in good operating order in the same manner and frequency of inspection as used in connection with District 6's other vehicles and apparatus. District 6 does not warrant the condition of any Vehicle or guarantee the operability of a Vehicle. District 6 shall not be liable or responsible to a party for any claims or damages of any kind for injury or death, or for damage to or loss of property arising out of or attributed directly or indirectly to the furnishing of a Vehicle or the staffing a Vehicle by District 6 for the benefit of another party. Likewise, a party that provides staffing for operation of a Vehicle shall not be liable or responsible to another party for any claims or damages of any kind for injury or death, or for damage to or loss of property arising out of or attributed directly or indirectly to the staffing and operation of a Vehicle. Each of the parties waives any claims for injury or damages arising out of the staffing and operation of a Vehicle by another party.

SECTION VI

TERMINATION/NON-RENEWAL

6.1 In the event of a material breach of any obligation of this Agreement, the non-breaching party may provide written notice of the breach and an opportunity to cure. In the event a material breach is not cured within 30 days after written notice is provided, the non-breaching party may then immediately terminate this Agreement by providing written notice of such termination to all other parties.

6.2 A party other than District 6 may terminate this Agreement for convenience by providing all other parties written notice of such termination not less than 60 days prior to the date of termination.

6.3 A party other than District 6 may terminate this Agreement up to 30 days after the date District 6 provides such party first notice of the availability of a Vehicle for use pursuant to this Agreement, in which case the terminating party shall not be liable for any fees provided in Section 3.1 of this Agreement.

6.4 In the event that District 6 elects not to renew this Agreement (on terms provided in Section 1.1 of this Agreement), and District 6 intends to sell or dispose of any Vehicle, District 6 shall first offer to sell such Vehicle to all other party(s) either at the price to be offered to third parties, or for a negotiated price if the District intends to sell a Vehicle by auction, subject to applicable law. If two or more parties make competing offers to purchase a Vehicle, the District shall not sell the Vehicle to any such offeror except on the terms of the highest offer.

SECTION VII CHOICE OF LAW

7.1 The obligations and undertakings of each of the Parties to this Agreement shall be performable in Travis County, Texas and this Agreement shall be governed by and construed in accordance with the laws of the State of Texas.

SECTION VIII
ENTIRETY OF AGREEMENT AND MODIFICATION

8.1 This Agreement, together with any written policies for scheduling the use of a Vehicle signed by the parties, contains the entire agreement between the Parties with respect to the subject matter hereof. Any prior agreements, promises, negotiations, or representations not expressly set forth in this Agreement are of no force or effect. Any oral representations or modifications concerning this Agreement shall be of no force or effect, excepting a subsequent modification in writing signed by the party to be charged and expressly authorized by the governing body of such party.

SECTION IX
NON-ASSIGNMENT OF RIGHTS

9.1 No assignment of this Agreement or of any right accruing hereunder shall be made in whole or in part by a party.

SECTION X
SUCCESSORS AND ASSIGNS

10.1 This Agreement shall be binding upon and inure to the benefit of the successors, successors in office, and assigns of the respective parties hereto.

SECTION XI
NOTICE

11.1 Any notice to be given hereunder by a party to the other(s) shall be in writing and may be effected by personal delivery in writing or registered or certified mail, return receipt requested when mailed to the proper party at the address listed for such party in the signature block of this Agreement. A party may change the address for notice to it by giving notice of such change in accordance with the provisions of this Section.

SECTION XII
NO WAIVER OF IMMUNITIES/CIVIL LIABILITY

12.1 Nothing in this Agreement shall be deemed to waive, modify or amend any right, immunity, or defense available at law or in equity to the parties hereto, their past or present officers, employees, or agents or employees, nor to create any legal rights or claim on behalf of any third party. Neither party waives, modifies, or alters to any extent whatsoever the availability of the defense of governmental immunity under the laws of the State of Texas and of the United States.

12.2 The parties agree that Section 791.006 (Liability in Fire Protection Contract) of the Texas Government Code (the "TGC") relating to Interlocal Cooperation Contracts provides that civil liability remains with the governmental unit that would have been responsible for providing the services in the absence of the contract, unless otherwise agreed by the parties. The parties agree that civil liability to a third party arising from the operation of a Vehicle on a public or private roadway pursuant to this Agreement shall, pursuant to TGC Section 791.006, be assigned to the party whose employee is operating the Vehicle. The parties intend that such assignment of liability is different than otherwise assigned by subsection (a) of TGC Section 791.006.

SECTION XIII
SEVERABILITY

Invalidation of any one of the provisions of this document by judgment or court order shall in no way affect any of the other provisions, which shall remain in full force and effect. IN WITNESS WHEREOF, the Parties have executed this Agreement.

TRAVIS COUNTY EMERGENCY SERVICES
DISTRICT NO. 6, d/b/a LAKE TRAVIS FIRE
RESCUE
PO BOX 340196
15304 Pheasant Lane
Lakeway, TX 78734

By: _____
Paula S. Barr, President

Date: _____

TRAVIS COUNTY EMERGENCY SERVICES
DISTRICT NO. 9
1301 S. Capital of Texas Hwy
Building B, Suite 123
West Lake Hills, Texas 78746

By: _____
Virgil Flathouse, President

Date: _____

DISTRICT NO. 3

TRAVIS COUNTY EMERGENCY SERVICES

By: _____
Edd New, President

Date: _____

DISTRICT NO. 8

TRAVIS COUNTY EMERGENCY SERVICES

Date: _____

DISTRICT NO. 10

TRAVIS COUNTY EMERGENCY SERVICES

By: _____
Glen Reid, President

Date: _____

Oak Hill Fire Department
Travis County Emergency Services District #3

Station 301
Circle Drive
9211 Circle Drive
Austin, Texas 78736
512-288-5576
Fax 512-288-5903



Station 302
Barton Creek
4111 Barton Creek
Austin, Texas 78735
Admin 512-288-5534
Fax 512-288-5844

March 2021 Sales Tax Summary

Our March sales tax allocation was \$308,329. This was down 9.3% (-\$31,800) compared to March 2020 and up 4.3% (+\$84,109) for the fiscal year to date. This was still our second highest March allocation.

Our top 10 large companies accounted for 55.0% (+\$189,712), our top 30 large companies accounted for 72.4% (+\$190,091), and our top 100 large companies accounted for 87.6% (+\$107,864) of our total fiscal year collections.

The out of state marketplace “Single Local Tax Rate” allocation was \$2,753 (+\$10,867 fiscal year to date).

The March allocation reflects sales made during the month of January.

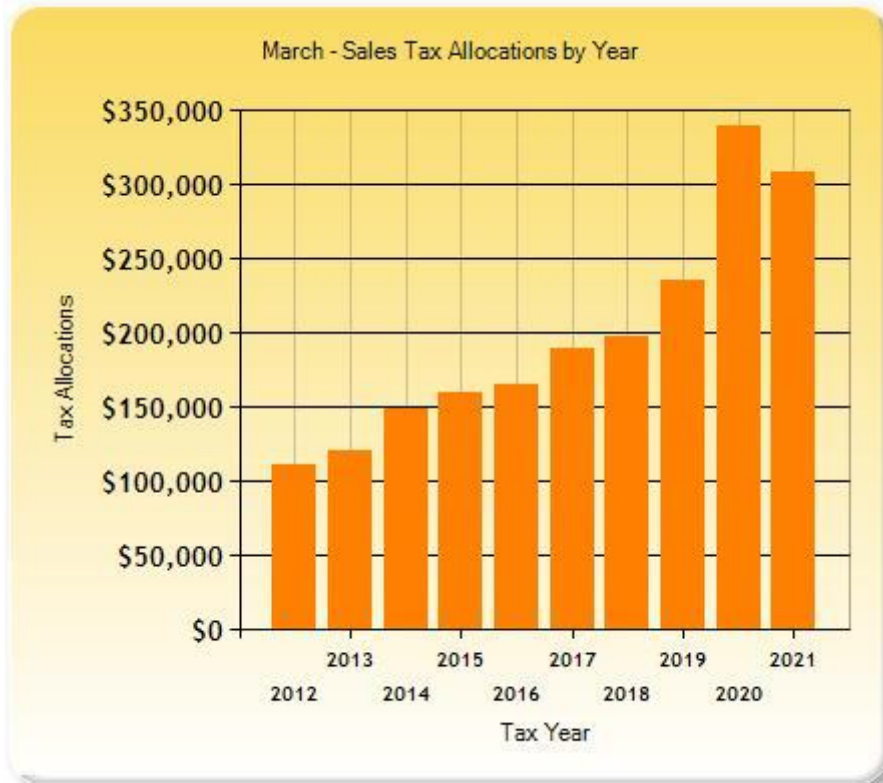


Chart Source: Municipal Advisory Council of Texas (mactexas.com)

SALES TAX SNAPSHOT

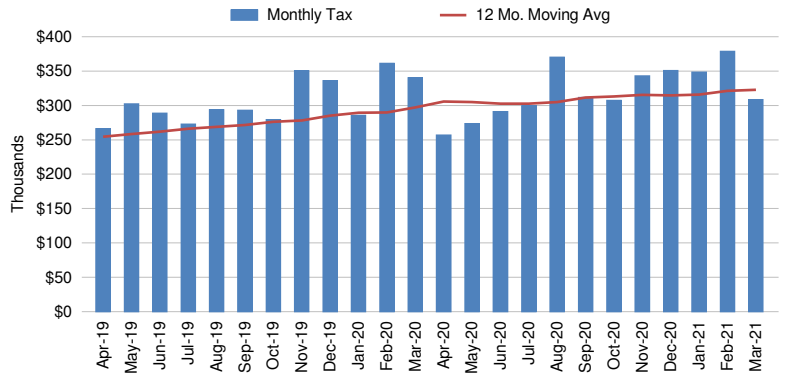
Travis Co Esd 3

Mar-21

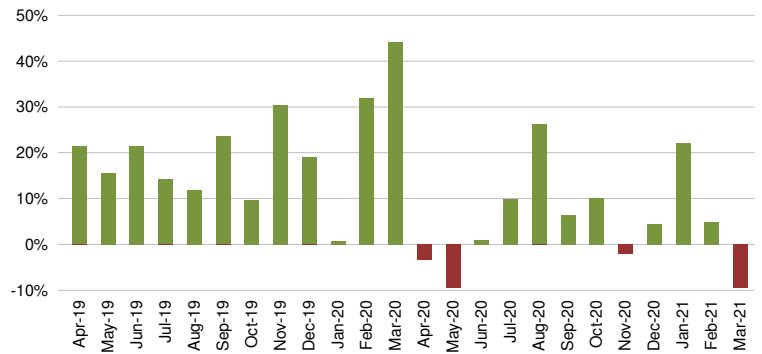
Sales Tax Net Payments

FY Mo.	FY2020	FY2021	YoY % Change
Oct	\$ 279,300	\$ 307,394	10.1%
Nov	\$ 350,192	\$ 343,019	-2.0%
Dec	\$ 336,160	\$ 350,770	4.3%
Jan	\$ 285,523	\$ 348,364	22.0%
Feb	\$ 361,184	\$ 378,720	4.9%
Mar	\$ 340,129	\$ 308,329	-9.3%
Apr	\$ 256,978		
May	\$ 273,688		
Jun	\$ 291,021		
Jul	\$ 299,648		
Aug	\$ 370,269		
Sep	\$ 311,596		
FYTD	\$ 1,952,488	\$ 2,036,597	4.3%
FY Total	\$ 3,755,688		

Sales Tax Net Payments Trend



Sales Tax Net Payments Change - YoY



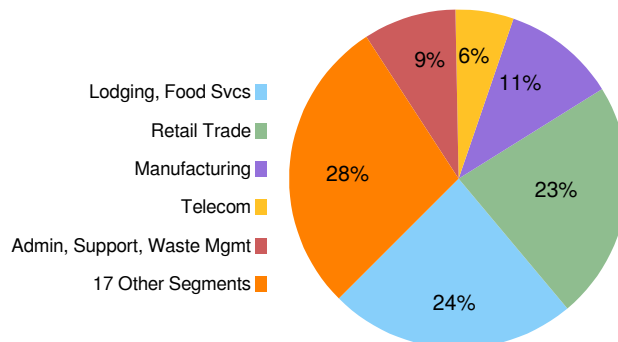
Top 10 Taxpayers

Rank	Company	FYTD Collections	% Total
1	OMNI BARTON CREEK, INC.		
2	MCCOY CORPORATION		
3	AMAZON FULFILLMENT SERVICES INC		
4	AUSTIN READY-MIX, LLC		
5	AMAZON.COM SERVICES INC (MARKETPLACE)		
6	CENTEX MATERIALS LLC		
7	BAREFOOT MOSQUITO AND PEST CONTROL INC		
8	TIME WARNER CABLE TEXAS LLC		
9	NEW CINGULAR WIRELESS PCS, LLC		
10	FP LEGACY LANDSCAPING LLC		
Top 10 Companies		\$ 1,141,966	55.0%
4135 Other Large Companies		\$ 896,160	43.1%
Small Companies/Other		\$ 37,209	1.8%
Single Local Tax Rate (SLT)		\$ 2,753	0.1%
Total		\$ 2,078,089	100.0%

Industry Segment Collections Trend - YoY % Chg

SEGMENT	Oct	Nov	Dec	Jan	Feb	Mar
Lodging, Food Svcs	26.5%	-6.1%	-8.9%	15.8%	2.9%	-26.5%
Retail Trade	54.1%	64.4%	71.1%	94.6%	56.9%	39.2%
Manufacturing	-2.3%	-18.6%	23.0%	57.5%	0.4%	41.0%
Admin, Support, Waste Mgmt	-15.8%	10.6%	9.7%	28.6%	34.6%	1.8%
Telecom	-50.3%	-45.1%	-44.3%	-37.9%	-70.4%	-50.3%
All Others	-0.3%	-23.6%	-15.0%	-10.5%	-1.7%	-31.2%
Total Collections	9.5%	-3.4%	4.2%	21.5%	4.7%	-10.1%

Sales Tax Collections by Industry Segment

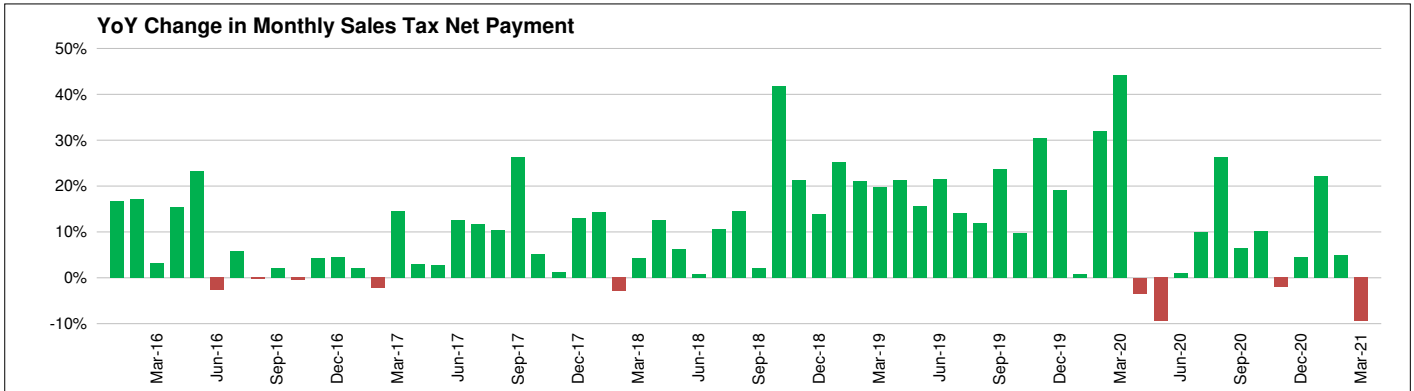
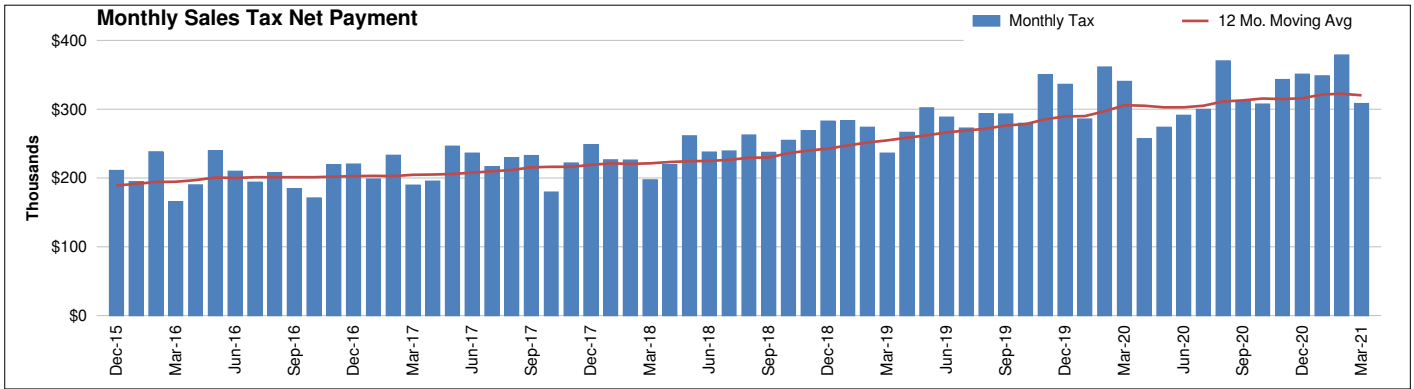
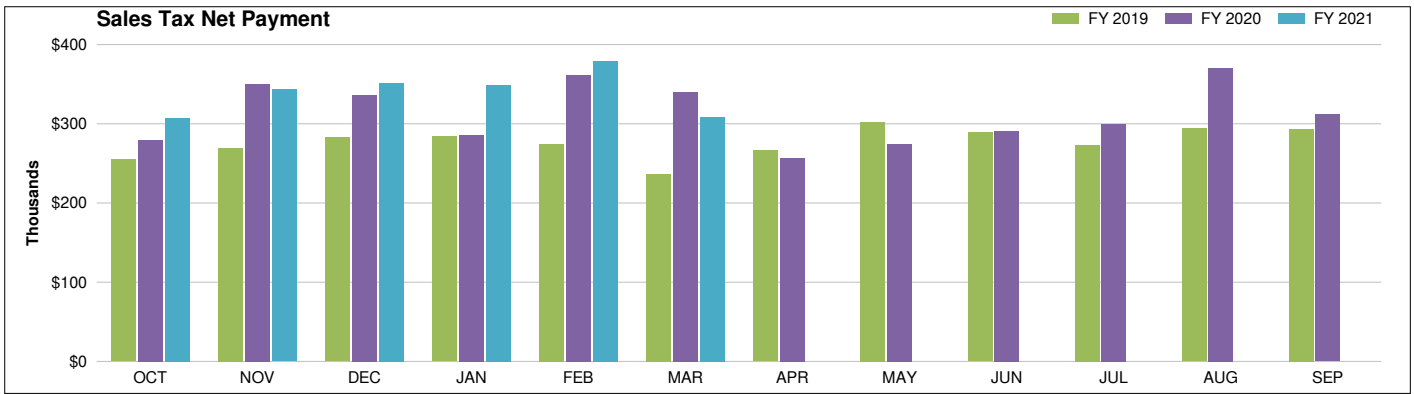


Travis Co Esd 3 - Sales Tax Net Payment Trend

	FISCAL YEAR				
	2017	2018	2019	2020	2021
Oct	\$ 170,977	\$ 179,651	\$ 254,653	\$ 279,300	\$ 307,394
Nov	\$ 219,202	\$ 221,642	\$ 268,666	\$ 350,192	\$ 343,019
Dec	\$ 219,986	\$ 248,386	\$ 282,643	\$ 336,160	\$ 350,770
Jan	\$ 198,396	\$ 226,506	\$ 283,418	\$ 285,523	\$ 348,364
Feb	\$ 233,001	\$ 226,072	\$ 273,685	\$ 361,184	\$ 378,720
Mar	\$ 189,353	\$ 197,206	\$ 236,128	\$ 340,129	\$ 308,329
Apr	\$ 195,238	\$ 219,385	\$ 266,086	\$ 256,978	
May	\$ 246,250	\$ 261,412	\$ 302,117	\$ 273,688	
Jun	\$ 235,933	\$ 237,487	\$ 288,481	\$ 291,021	
Jul	\$ 216,245	\$ 238,987	\$ 272,600	\$ 299,648	
Aug	\$ 229,269	\$ 262,553	\$ 293,513	\$ 370,269	
Sep	\$ 232,588	\$ 237,144	\$ 292,962	\$ 311,596	
YEAR	\$ 2,586,437	\$ 2,756,433	\$ 3,314,952	\$ 3,755,688	\$ 2,036,597

YoY Change 6.6% 20.3% 13.3% na

Change: FY '21/'20			
Month		Year-to-Date	
\$	%	\$	YTD %
\$ 28,095	10.1%	\$ 28,095	10.1%
\$ (7,173)	-2.0%	\$ 20,922	3.3%
\$ 14,610	4.3%	\$ 35,532	3.7%
\$ 62,841	22.0%	\$ 98,373	7.9%
\$ 17,536	4.9%	\$ 115,909	7.2%
\$ (31,800)	-9.3%	\$ 84,109	4.3%



Travis Co Esd 3
SALES TAX PAYMENT DETAIL

Mar-21

Fiscal Year: Oct-Sep

COLLECTIONS	Mar-20	Mar-21	Chg. \$ Chg. %	Prior FYTD	Current FYTD	Chg. \$ Chg. %
Current Period	332,959	299,440	(33,519) -10.1%	1,893,208	2,020,559	127,351 6.7%
Prior Period	9,558	7,276	(2,282) -23.9%	64,974	26,347	(38,627) -59.5%
Future Period	6,234	3,127	(3,107) -49.8%	11,549	14,353	2,804 24.3%
Audit	(3,813)	484	4,297 -112.7%	16,977	(672)	(17,649) -104.0%
Unidentified	45	62	17 37.7%	233	287	55 23.4%
Single Local Tax Rate	1,616	2,753	1,137 70.4%	6,348	17,215	10,867 171.2%
TOTAL	346,600	313,143	(33,457) -9.7%	1,993,289	2,078,089	84,801 4.3%
Service Fee	(6,932)	(6,263)	669 -9.7%	(39,866)	(41,562)	(1,696) 4.3%
Current Retained	(6,793)	(6,138)	656 -9.7%	(39,068)	(40,731)	(1,662) 4.3%
Prior Retained	7,255	7,587	332 4.6%	38,134	40,800	2,666 7.0%
NET PAYMENT	340,129	308,329	(31,800) -9.3%	1,952,488	2,036,597	84,109 4.3%

Travis Co Esd 3
TOP 30 COMPANIES RANK and CHANGE SUMMARY
Mar-21

Fiscal Year: Oct-Sep

Rank*	Company	NAICS Key	Prior	Current	Change \$	Change %	Current Fiscal YTD % Total Collections
			Fiscal YTD Sales Tax Collections	Fiscal YTD Sales Tax Collections			
1	OMNI BARTON CREEK, INC.	22					
2	MCCOY CORPORATION	9					
3	AMAZON FULFILLMENT SERVICES INC	8					
4	AUSTIN READY-MIX, LLC	5					
5	AMAZON.COM SERVICES INC (MARKETPLACE)	9					
6	CENTEX MATERIALS LLC	5					
7	BAREFOOT MOSQUITO AND PEST CONTROL INC	18					
8	TIME WARNER CABLE TEXAS LLC	12					
9	NEW CINGULAR WIRELESS PCS, LLC	12					
10	FP LEGACY LANDSCAPING LLC	25					
TOP 10 LARGE** COMPANIES			952,254	1,141,966	189,712	19.9%	55.0%
11	APPLE INC.	5					
12	TOP CHOICE LAWN CARE, LLC	18					
13	A. M. PETROLEUM, INC.	9					
14	AUSTIN EAGLE MANAGEMENT SERVICES, LTD.	16					
15	PATRICIA R DABNEY	16					
16	GROVE LANDSCAPES LLC	18					
17	ASAP STONE AND LANDSCAPE SUPPLY LLC.	9					
18	J MAASS INC	4					
19	AMAZON SERVICES LLC (MARKETPLACE)	17					
20	CITY OF AUSTIN	24					
21	SOUTHWESTERN BELL TELEPHONE COMPANY	12					
22	SIGNS WEST, INC.	5					
23	CSS-CABINET SERVICE SOLUTIONS LLC	4					
24	CITY ELECTRIC SUPPLY COMPANY	17					
25	GAS PUMPERS, LTD.	22					
26	COPPER ROCK NURSERY, LLC	9					
27	EBAY INC.	25					
28	MOM'S CONVENIENCE STORE INC.	9					
29	YARDDOC LLC	18					
30	PRASLA ENTERPRISE, A TEXAS FOR PROFIT CORPORA	9					
TOP 30 LARGE COMPANIES			1,315,109	1,505,200	190,091	14.5%	72.4%
TOP 100 LARGE COMPANIES			1,711,512	1,819,376	107,864	6.3%	87.6%
4,044 OTHER LARGE COMPANIES			253,174	218,751	(34,423)	-13.6%	10.5%
SMALL COMPANIES & OTHER			28,603	37,209	8,607	30.1%	1.8%
SINGLE LOCAL TAX RATE COLLECTIONS (SLT)				2,753	2,753	0.0%	0.1%
TOTAL COLLECTIONS			1,993,289	2,078,089	84,801	4.3%	100.0%
STATE COMPTRROLLER FEES			40,800	41,492	692	1.7%	2.0%
NET PAYMENTS			1,952,488	2,036,597	84,109	4.3%	98.0%

* Ranked by Total of Last Fiscal Year + Current Fiscal YTD

** Businesses whose detailed sales tax data is available

Travis Co Esd 3
INDUSTRY SEGMENT RANK & CHANGE

Mar-21

Fiscal Year: Oct-Sep

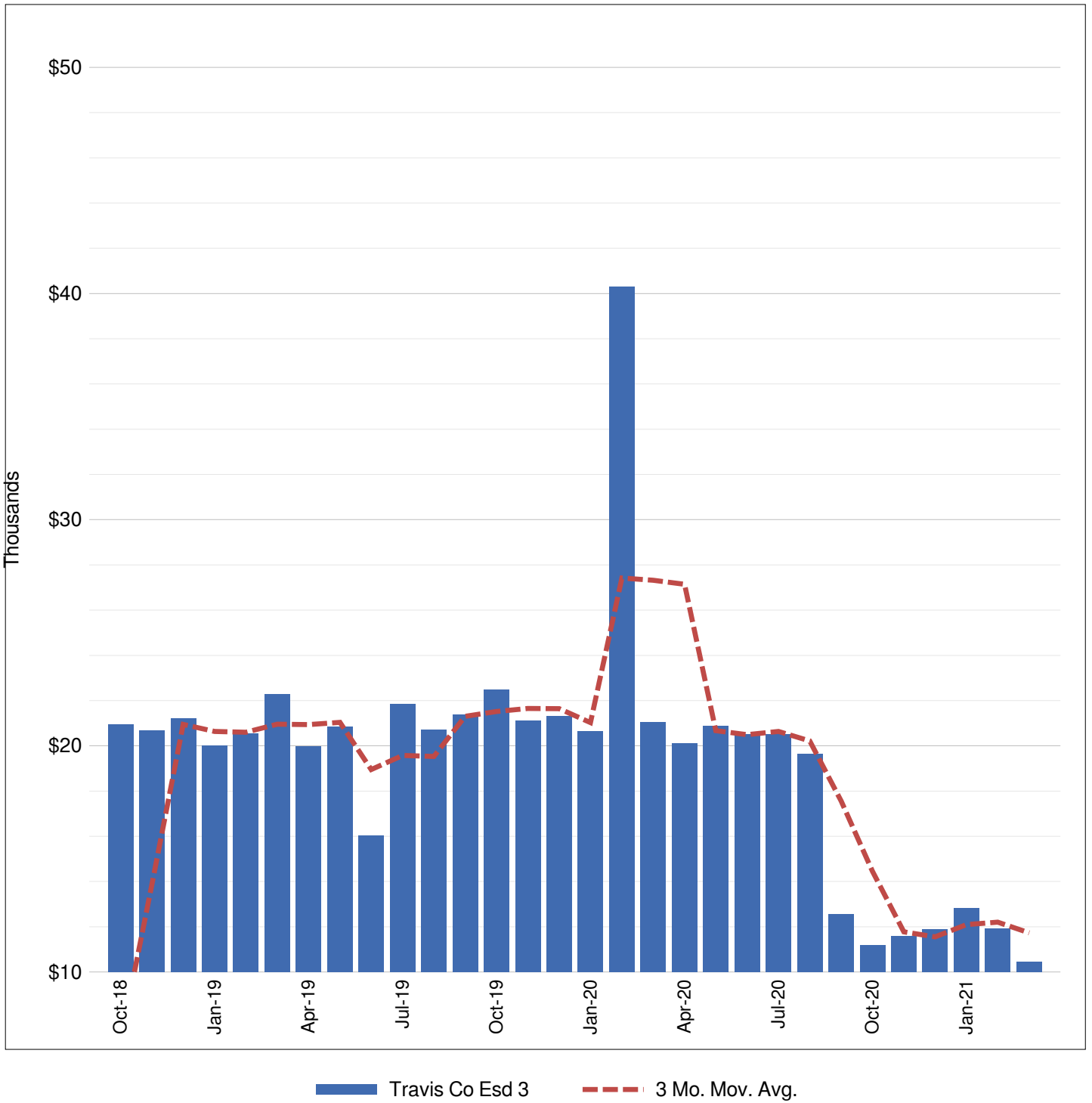
INDUSTRY SEGMENT*	% Total Current YTD Collections	Prior Fiscal YTD Sales Tax Collections	Current Fiscal YTD Sales Tax Collections	Change	
				\$	%
Lodging, Food Svcs	24.1%	501,012	491,808	(9,203)	-1.8%
Retail Trade	25.9%	325,458	528,281	202,823	62.3%
Manufacturing	11.7%	206,518	239,456	32,938	15.9%
Admin, Support, Waste Mgmt	9.0%	168,942	184,335	15,393	9.1%
Telecom	3.4%	146,892	69,831	(77,062)	-52.5%
Top 5	74.3%	1,348,822	1,513,710	164,888	12.2%
Wholesale Trade	6.2%	89,365	126,557	37,192	41.6%
Construction	2.9%	125,850	60,105	(65,745)	-52.2%
Unidentified	5.2%	63,310	105,277	41,966	66.3%
Prof, Scientific, Tech Svcs	3.5%	69,312	70,636	1,324	1.9%
Other Services	2.1%	41,227	43,520	2,293	5.6%
Company, Enterprise Mgmt	0.7%	66,647	14,348	(52,299)	-78.5%
Real Estate, Rental, Leasing	0.5%	37,626	10,315	(27,311)	-72.6%
Ag, Forestry, Fishing, Hunting	0.7%	10,784	14,773	3,989	37.0%
Public Admin	0.8%	18,525	15,291	(3,234)	-17.5%
Recreation, Arts, Entmt	0.8%	16,303	16,132	(171)	-1.1%
Information excl. Telecom	0.8%	14,148	16,560	2,412	17.0%
Utilities	0.6%	13,222	12,592	(630)	-4.8%
Transportation, Warehousing	0.7%	11,307	13,427	2,120	18.7%
Education Services	0.1%	3,699	2,415	(1,284)	-34.7%
Financial, Insurance	0.1%	32,959	1,876	(31,083)	-94.3%
Health Care, Social Assistance	0.0%	1,499	109	(1,390)	-92.7%
Mining, Oil/Gas Extr	0.0%	80	485	405	508.8%
All Other	25.7%	615,864	524,416	(91,447)	-14.8%
TOTAL COLLECTIONS	100.0%	1,964,686	2,038,127	73,441	3.7%

INDUSTRY SEGMENT	% Change from same month Prior Year					
	Oct	Nov	Dec	Jan	Feb	Mar
Lodging, Food Svcs	26.5%	-6.1%	-8.9%	15.8%	2.9%	-26.5%
Retail Trade	54.1%	64.4%	71.1%	94.6%	56.9%	39.2%
Manufacturing	-2.3%	-18.6%	23.0%	57.5%	0.4%	41.0%
Admin, Support, Waste Mgmt	-15.8%	10.6%	9.7%	28.6%	34.6%	1.8%
Telecom	-50.3%	-45.1%	-44.3%	-37.9%	-70.4%	-50.3%
All Others	-0.3%	-23.6%	-15.0%	-10.5%	-1.7%	-31.2%
TOTAL COLLECTIONS	9.5%	-3.4%	4.2%	21.5%	4.7%	-10.1%

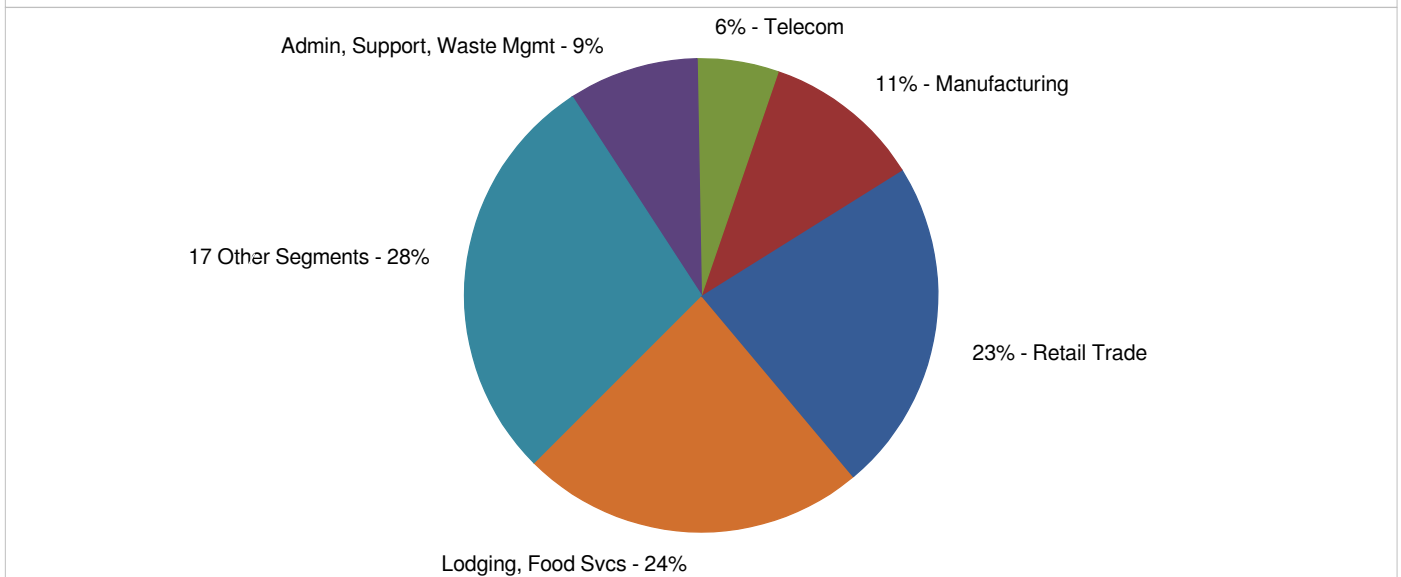
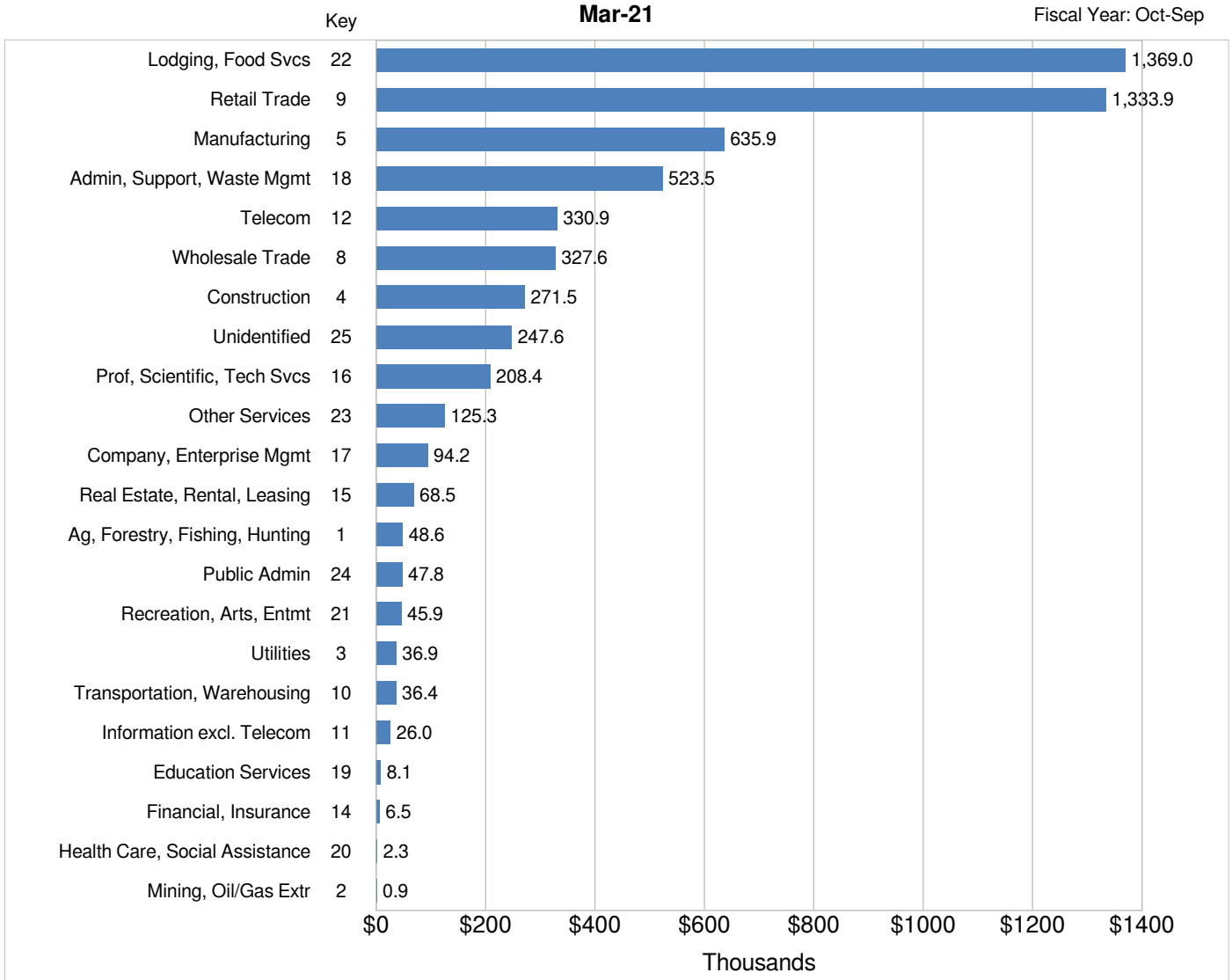
* Ranked by Current + Prior YTD Collections

Travis Co Esd 3

Telecommunications Sales Tax

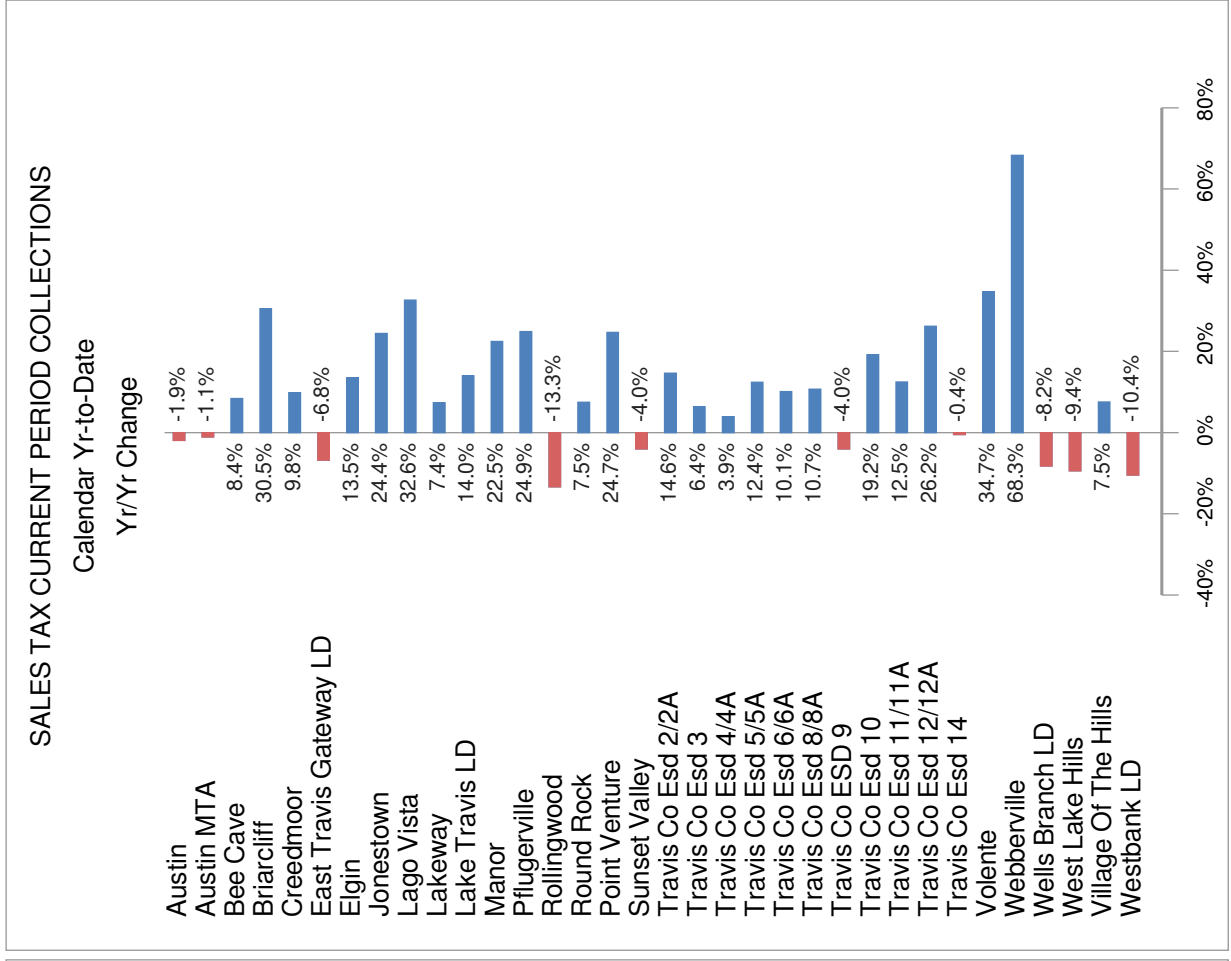
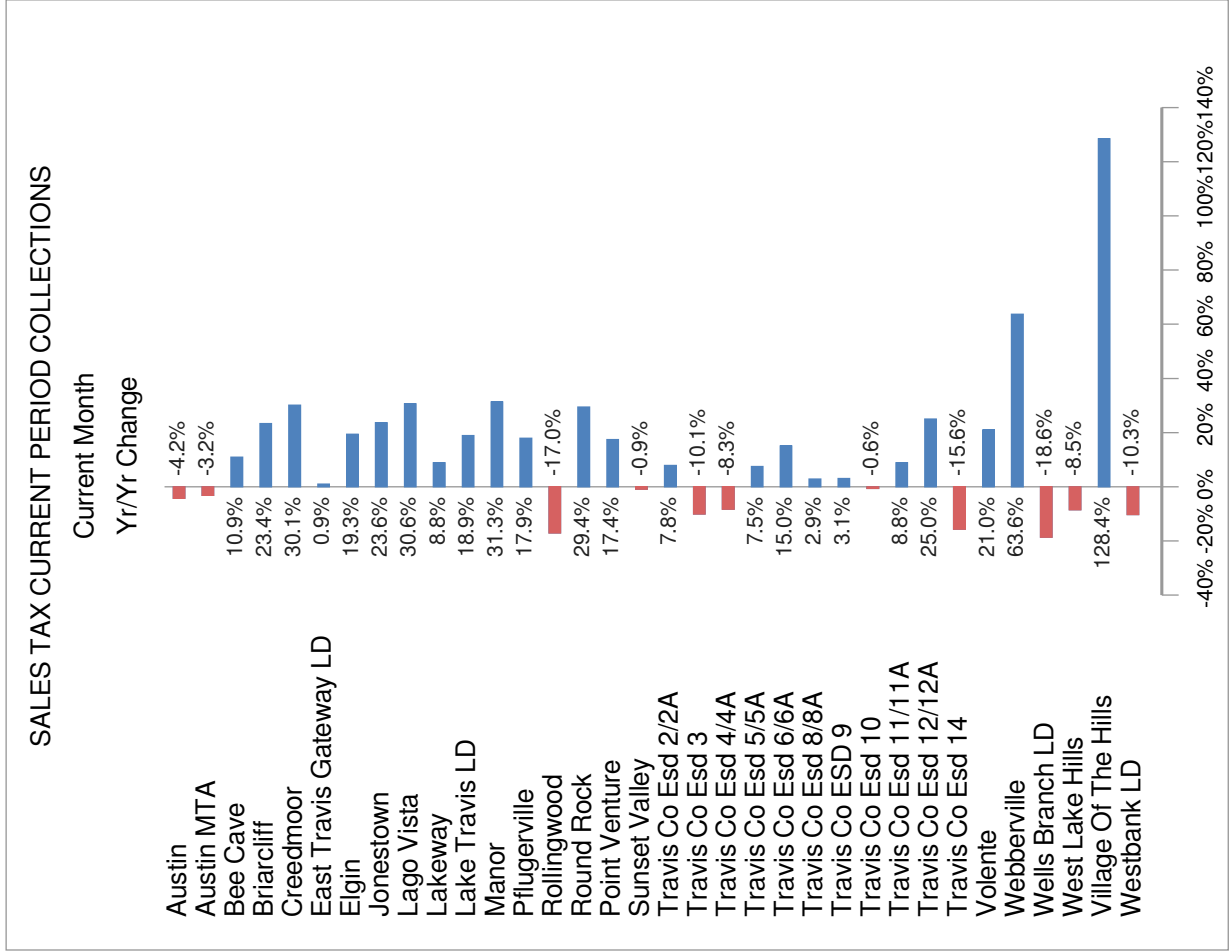


INDUSTRY SEGMENT SALES TAX RANK & DISTRIBUTION
(Prior Fiscal Year + Current Fiscal Year-to-Date)



SALES TAX TREND TRAVIS COUNTY

Mar-21



Data: % Data Source: %

Copyright © 2021 All Rights Reserved All Rights Reserved

NAICS KEY

Code	Industry Segment
1	Ag, Forestry, Fishing, Hunting
2	Mining, Oil/Gas Extr
3	Utilities
4	Construction
5	Manufacturing
6	Included in Key No. 5
7	Included in Key No. 5
8	Wholesale Trade
9	Retail Trade
10	Transportation, Warehousing
11	Information excl. Telecom
12	Telecom
13	Included in Key No. 11
14	Financial, Insurance
15	Real Estate, Rental, Leasing
16	Prof, Scientific, Tech Svcs
17	Company, Enterprise Mgmt
18	Admin, Support, Waste Mgmt
19	Education Services
20	Health Care, Social Assistance
21	Recreation, Arts, Entmt
22	Lodging, Food Svcs
23	Other Services
24	Public Admin
25	Unidentified

OAK Hill Fire Department
Travis County Emergency Services District #3

Station 301
Circle Drive
9211 Circle Drive
Austin, Texas 78736
512-288-5576
Fax 512-288-5903



Station 302
Barton Creek
4111 Barton Creek
Austin, Texas 78735
Admin 512-288-5534
Fax 512-288-5844

February 2021 Report

Significant Events

February 1 (A) – Structure Fire (AutoAid Given – Westlake) – 8327 Talbot Lane

[QNT302] Quint 302 arrived on scene and assumed inside truck. Q302 met with E902 who pointed us in the direction of the fire they had found on the 2nd floor. Q302 made entry and located fire in the attic space above upstairs hallway. E902 pulled a line through the front door and Q302 began pulling ceiling to check for extension. E902 began extinguishing fire as we were pulling ceiling. As this was going on, Q302 officer preformed a primary search with nothing found. Command reported that he had both occupants by his command post. Fire was declared knocked down at this point. Q302 then made access into attic and reported a light haze throughout the attic with no extension past area of origin which was about a 10"x10" area. Q302 asked command for a crew to begin salvage and overhaul. Q302 and E902 were brought out of the structure for rehab and a bottle recycle. E32 and E901 took over interior operations of salvage and overhaul. Command requested Q302 standby for any additional assessment. Command then cleared Q302 from the scene. Q302 gathered our equipment and performed a gross decontamination on scene. Q302 stayed OOS until gear was swapped and personnel were clean. Q302 then returned into service.

[BAT301] Battalion 301 was assigned to a structure fire in ESD9 (Westlake Fire Department). I arrived on scene right behind BAT901. I went to the command post and assisted BAT901 with tracking units as he assumed command. Upon arrival, there was nothing showing from the exterior. E1001 completed a 360 and had a small amount of smoke coming from the back of the house on the roof. E902 assumed Fire Attack and Q302 assumed inside truck. E1001 and E902 stretched the initial attack line. Q302 confirmed that there was a fire up in the attic and they were pulling ceiling on the second floor while the attack line was being charged. The attack crew put water on the fire and knocked the fire down. Crews then started to check for extension and started the overhaul of the attic. Q603 was outside truck and they shut off all utilities. E901 assumed RIC. E32 was the on deck crew. Crews completed the overhaul and there was not any further extension of the fire. E32 was assigned to salvage and they put salvage covers on furnishings on the second floor to prevent any further damage from debris and water. The fire was called under control at around 04:21. The crews then started to break the scene down and load equipment back on the apparatus. We were then released from the scene and BAT301 went back into service. Q302 then deconned and went back to station to switch gear and clean up then back into service.

February 13 (A) – Vehicle Rescue (AutoAid Received – Austin & Lake Travis) – 9801 Southwest Pkwy

[QNT302] Quint 302 was called out to a Vehicle rescue. Q302 arrived on scene to find BAT301 in charge with Q610 working on the car. There was one car on its roof in the east bound side of Southwest Parkway. Q610 had patient care and was working on a way to get them out. Q302 was asked to stabilize the car. Q302 worked on using the rescue jacks to get the driver side front stable and also used cribbing. Once the car was stable, we then helped with moving the patient out of the car. Once the patient was moved out of the car and put in the back of the medic unit, Q302 then cleaned up and waited around for the wrecker to move the car out of the ditch. After car was moved, Q302 then cleared the call.

[BAT301] Battalion 301 arrived on scene and Q610 was on scene of a one vehicle rollover passenger vehicle on its roof in the ditch with one person trapped in the vehicle. I took over command and made Q610 Operations for the rescue. Q610 worked on vehicle stabilization and patient access. Q302 then arrived on scene and I had them assist Q610 in vehicle stabilization. This was a little tricky as the vehicle was on limestone and was sliding which made it worse for the patient inside of the vehicle. Medic 9 arrived on scene and sent one of their medics into the vehicle for patient care fully bunked up. I requested another Engine for manpower due to the location of the vehicle and the terrain. E601 arrived on scene and they assisted in vehicle stabilization and then Q610 started to cut the doors off of the vehicle to start the process of patient removal from the vehicle. Patient was removed from the vehicle and then loaded into the Medic unit. We had a short debriefing about the incident and then picked up all equipment and cleared the scene and went back into service.

Automatic Aid Responses

Austin
 Manchaca – TCESD #5
 Lake Travis FR – TCESD #6
 Pedernales – TCESD #8
 Westlake – TCESD #9
 CE-Bar – TCESD #10
Total

February	
Received	Given To
8	42
0	0
4	2
0	2
1	5
0	0
13	51

2021	
Received	Given To
22	64
0	0
4	3
0	2
2	5
0	2
28	76

Mutual Aid Responses

North Hays County
Total

February	
Received	Given To
0	0
0	0

2021	
Received	Given To
0	0
0	0

Operations & Training

Unscheduled OT hours	332	813
PTO hours taken	648	1,487
Part Time hours	0	0
Injuries	0	0
Injuries lost time hours	0	0
Physical Activity	117	253
Volunteer Hours Contributed	117	195
Training: Contact Classes Delivered	511	900
Training: Contact Hours Delivered	1,268	2,325
ENG301 Maintenance & Repair Costs	\$0	\$0
QNT302 Maintenance & Repair Costs	\$825	\$825
Staff Turnover	0	0

	February	2021
Unscheduled OT hours	332	813
PTO hours taken	648	1,487
Part Time hours	0	0
Injuries	0	0
Injuries lost time hours	0	0
Physical Activity	117	253
Volunteer Hours Contributed	117	195
Training: Contact Classes Delivered	511	900
Training: Contact Hours Delivered	1,268	2,325
ENG301 Maintenance & Repair Costs	\$0	\$0
QNT302 Maintenance & Repair Costs	\$825	\$825
Staff Turnover	0	0

Special Projects Status

- The new quint is currently scheduled to be delivered to us as early as the weekend of March 20-21. The actual delivery is dependent upon final completion of a few punch list items and then driving the truck to the Barton Creek Station.
- The expansion project at Circle Drive remains very near completion. Our IT Contractor completed mounting of the new projectors and final fine tuning of will be completed in the coming week.
- The deadline for filing bills in the Texas Legislature was March 12. We are sorting through the 4,580 bills filed in the House and the 2,143 bills filed in the Senate.

